

General Electric Company

Schenectady, N.Y.

SUPPLY DEPARTMENT

MAY, 1917

*BULLETIN No. 54646

PARTS OF TYPE B-23 FORMS A, B, D AND E CONTROLLERS

TYPE B-23 FORM A CONTROLLER

The Type B-23, Form A Controller, complete, includes supporting bracket with cap screws and washers for fastening controller to dasher, also wire guard and rubber gasket.

Cat.No.	Description
17777	§Main handle, brass
108130	§Main handle, malleable iron
17778	§Reverse handle, brass
138894	§Reverse handle, malleable iron
33624	§Reverse handle, malleable iron with brass bushing
Following are the parts:-	
51594	FRAME fitted with bearing caps and cap screws for main, reverse and commutating cylinder shafts, spring and pawl posts and hinge bolts for cover
198217	Upper bearing cap for main cylinder shaft
200063	Lower bearing cap for main cylinder shaft
146127	Upper bearing cap for reverse cylinder shaft
146128	Lower bearing cap for commutating cylinder shaft
198218	Middle bearing cap for reverse and commutating cylinder shafts
174878	Cap screw fastening Nos. 198217, 200063 to frame (3/8 in.-16, 1 1/8 in. hex.h. slot. sherardized)
30519	Cap screw fastening Nos. 146127, 146128, 198218 to frame (5/16 in.-18, 1 1/4 in. hex.h. slot. sherardized)
40971	Hinge bolt with pin and nut, for fastening cover to frame
51599	Fiber wire guard for base of controller
153579	Screw fastening wire guard to frame (14-24, 3/8 in. f.h. sherardized)
51595	CAP PLATE
26858	Screw fastening cap plate to frame (14-24, 5/8 in. f.h. brass)
144048	Cap screw fastening cap plate to frame (5/16 in.-18, 1 1/2 in. hex.h. slot. sherardized)
§ Not included in complete controller. Must be ordered separately.	

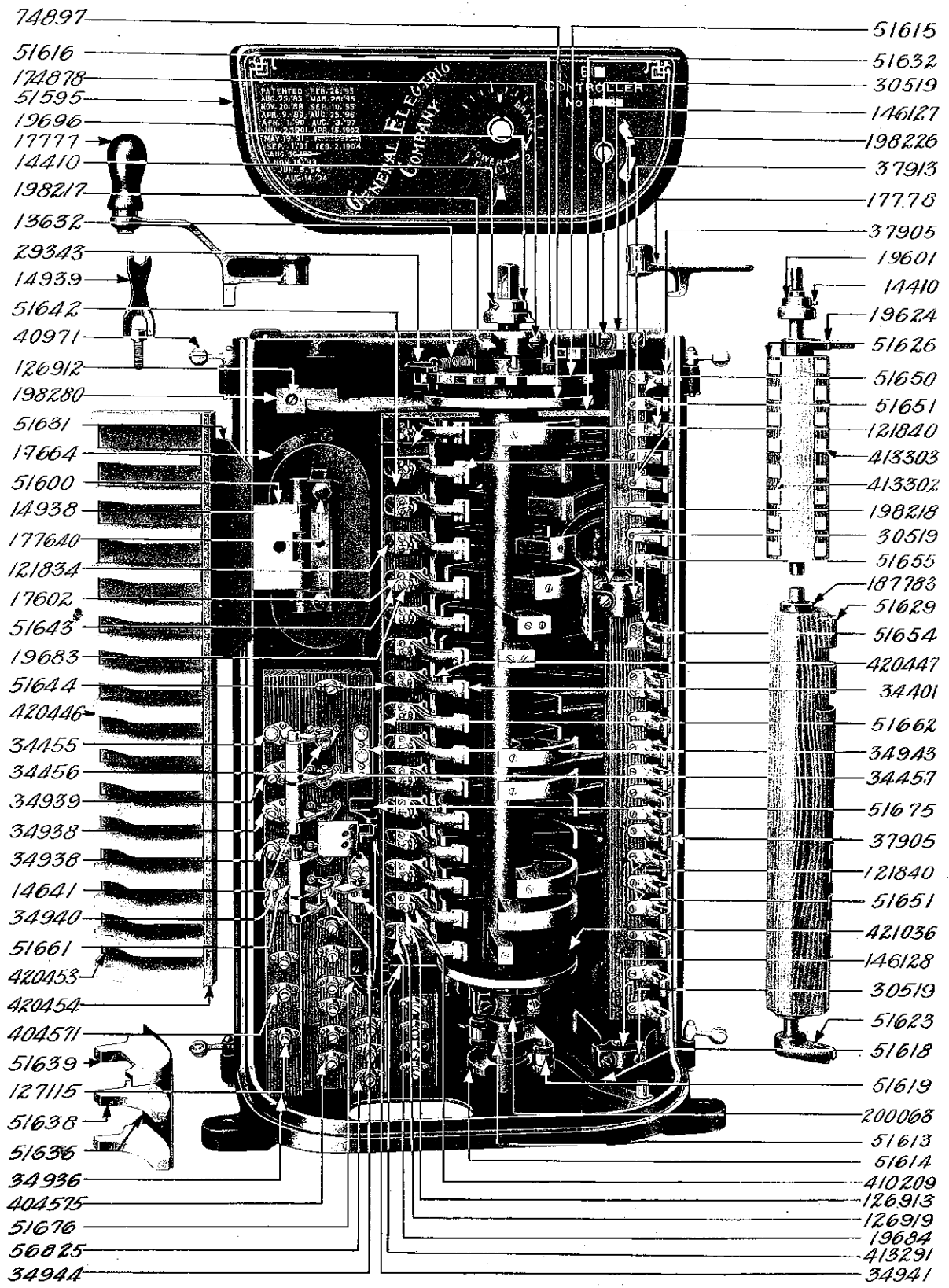
NOTE:-Data subject to change without notice.

* Supersedes in part Bulletin No. 4724A

PARTS OF TYPE B-23 FORMS A, B, D AND E CONTROLLERS

TYPE B-23 FORM A CONTROLLER

Cat.No.	Description
154196	Spring lock washer for No. 144048 (21/64 in. by 37/64 in. by 5/64 in. thick)
51635	Fiber insulation for bearing cap No. 198218, with supporting bracket
19696	Water cap and pointer for main cylinder shaft, with set screw
19601	Water cap for reverse cylinder shaft, with set screw
14410	Set screw for water cap (5/16 in.-18, 5/8 in. headless, sherardized)
51598	Sheet iron cover
14645	Slotted lug for cover, with rivets
51600	Pole piece with hinge pin
455015	Hinge pin for pole piece
14938	Hinge joint for pole piece
177640	Cap screw fastening hinge joint to magnet core (1/2 in.-13, 1 5/8 in. hex.h. sherardized)
14939	Cap screw with wrench attached, fastening pole piece to magnet core (1/2 in.-13, 1 1/2 in. hex.h. sp'l, sherardized)
51602	ARC DEFLECTOR
51631	* Fiber shield for pole piece
420453	Wide strip for arc deflector
420454	Narrow strip for arc deflector
420446	Arcing plate for arc deflector
121834	Screw fastening strips to arcing plates (No. 10, 7/8 in. f.h. sherardized)
19628	Screw fastening arc deflector to pole piece (No. 10, 1 1/2 in. r.h. blued)
420279	Insulating bushing used with screw No. 19628
17664	BLOWOUT COIL with connection blocks
127115	Binding screw for connection block (14-24, 5/8 in. r.h. round point, sherardized)
410209	Check nut for No. 127115 (14-24, 1/8 in. thick, hex. flat brass)
51606	MAIN CYLINDER, complete, with shaft, star wheel, insulation disks, cams and segments
39471	Complete set of main cylinder contact segments with screws and pins. Includes 3 segments No. 27633; 5 each segments Nos. 56660, 56663 56658; 4 segments No. 56664; 2 segments No. 56665; 1 each segments Nos. 56667, 56659, 56661, 56662, 56666; 3 pins No. 405786 and 55 screws No. 17733
	For development of contact segments see Page 4
74897	Insulation disk, upper
421036	Insulation disk, lower
51612	Series stop with pin

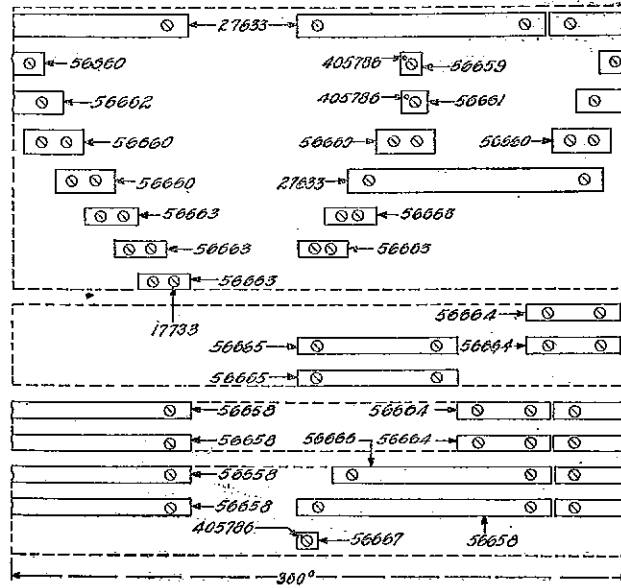


Type B-23, Form A Controller

PARTS OF TYPE B-23 FORMS A, B, D AND E CONTROLLERS

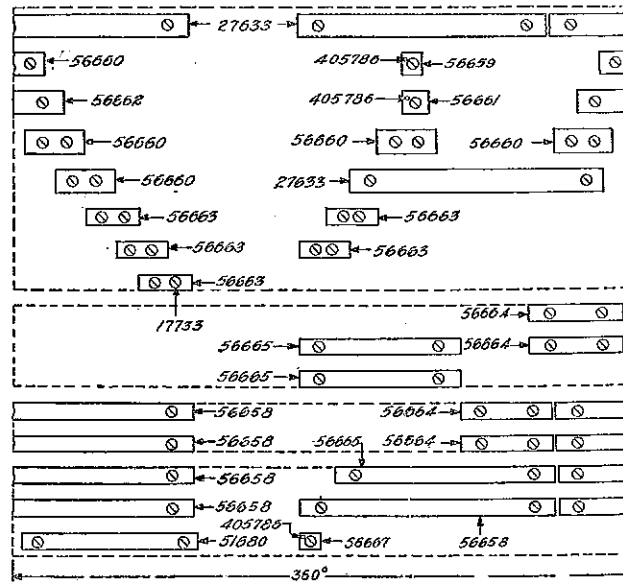
DEVELOPMENTS OF MAIN CYLINDER CONTACT SEGMENTS

FOR FORMS A, D AND E CONTROLLERS



Cat.No. 39471 Set of segments

FOR FORM B CONTROLLER



Cat.No. 198230 Set of segments

PARTS OF TYPE B-23 FORMS A, B, D AND E CONTROLLERS

TYPE B-23 FORM A CONTROLLER

Cat.No.	Description
51613	Upper cam with pin
51614	Lower cam with pin
200045	Retaining screw for oil wick (14-24, 1/2 in. f.h. sp'l, sherardized)
51615	STAR WHEEL with pin, must be fitted
51618	CAM LEVER with rollers and crank pin
51619	Roller with pin
401888	Pin for cam lever and commutating cylinder crank
405163	Pivot pin for cam lever
139648	Spring cotter for cam lever (3/16 in. by 1 1/4 in. sherardized)
51632	Insulation shield for main cylinder
126912	Screw fastening No. 51632 to frame (14-24, 3/4 in. r.h. sherardized)
143974	Washer for No. 126912 (17/64 in. by 1/2 in. by .0625 in. sherardized)
154194	Spring lock washer for No. 126912 (17/64 in. by 29/64 in. by 5/64 in. thick)
29343	Check pawl with roller, for main cylinder
126909	Roller with pin
51616*	Interlocking pawl for main and reverse cylinders
404079	Pivot pin for check pawl
429635	Pivot pin for interlocking pawl
161261	Washers for Nos. 404079, 429635 (15/32 in. by 7/8 in. by .0625 in. sherardized)
143522	Spring cotter for Nos. 404079, 429635 (3/32 in. by 3/4 in. sherardized)
13632	Tension spring for check and interlocking pawls
405161	Spring post for check pawl tension spring
405164	Spring post for interlocking pawl tension spring
51624	REVERSE CYLINDER, complete, with shaft, star wheel and segments
198219	Complete set of reverse cylinder contact segments with screws. Includes 4 each segments Nos. 413302, 413303 and 12 screws No. 19672
413302	Short copper contact segment
413303	Long copper contact segment
19672	Screw fastening contact segment to wood body (No. 8, 5/8 in. r.h. blued)
51626	Wood body
51630	Collar for shaft, with pin
153984	Screw fastening collar to wood body (No. 10, 1 1/4 in. f.h. sherardized)
19624	STAR WHEEL with pin, must be fitted
51627	COMMUTATING CYLINDER, complete, with shaft, collars, crank and segments

PARTS OF TYPE B-23 FORMS A, B, D AND E CONTROLLERS

TYPE B-23 FORM A CONTROLLER

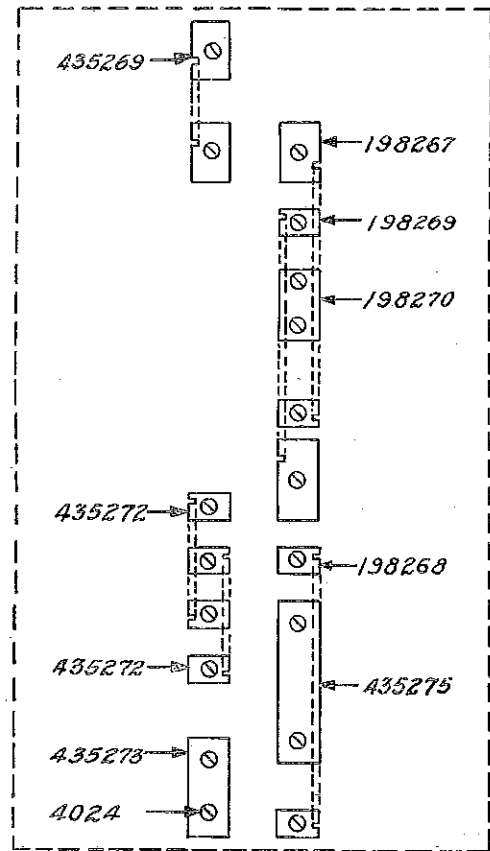
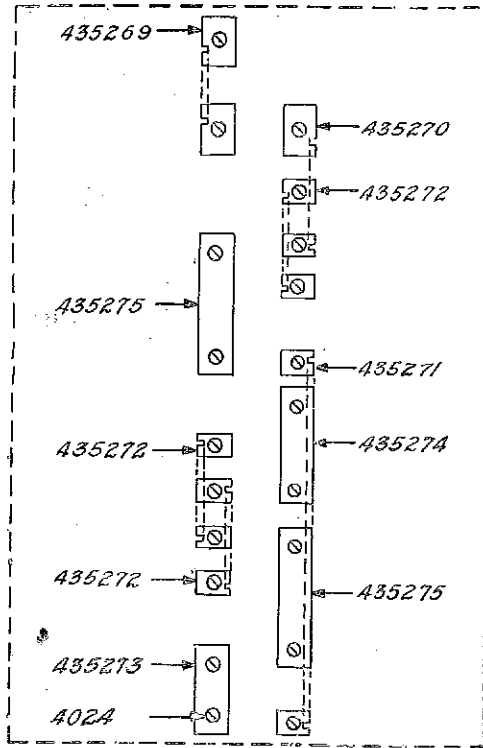
Cat.No.	Description
39472	Complete set of commutating cylinder contact segments with mica insulations and screws. Includes 1 each segments Nos. 435269, 435270, 435271, 435273, 435274; 3 segments No. 435272; 2 segments No. 435275; 1 each mica insulations Nos. 198220, 198221, 198223; 3 mica insulations No. 198222 and 20 screws No. 4024 For development of contact segments see Page 7
198220	Mica insulation for contact segment (2 1/4 in. long)
198221	Mica insulation for contact segment (3 3/8 in. long)
198222	Mica insulation for contact segment (3 1/8 in. long)
198223	Mica insulation for contact segment (10 1/8 in. long)
51629	Wood body
187783	Collar for shaft, with pin
153984	Screw fastening collar to wood body (No. 10, 1 1/4 in. f.h. sherardized)
51623	CRANK for commutating cylinder shaft and cam lever, with pin
51671	MAIN FINGER BLOCK with finger bases and fingers
198224	Main finger block with finger bases, without fingers
51642	* Finger block
198225	Screw fastening finger block to frame (5/16 in.-18, 2 1/8 in. r.h. sherardized)
145598	Washer for No. 198225 (21/64 in. by 5/8 in. by .0625 in. sherardized)
154196	Spring lock washer for No. 198225 (21/64 in. by 37/64 in. by 5/64 in. thick)
51643	Wide finger base
51644	Narrow finger base
121834	Screw fastening finger base to finger block (No. 10, 7/8 in. f.h. sherardized)
34401	MAIN CONTACT FINGER (3/4 in. wide), Per set of 11 Cat.No. is for one coil
37913	Main contact finger (1 in. wide), Per set of 5. Cat.No. is for one finger
126913	Adjusting screw for contact finger (14-24, 7/8 in. r.h. sherardized)
410209	Check nut for adjusting screw (14-24, 1/8 in. thick, hex. flat, brass)
17602	Screw fastening wide contact finger to base (10-24, 7/16 in. r.h. sherardized)
126919	Screw fastening narrow contact finger to base (8-32, 7/16 in. r.h. sherardized)
19683	Double washer for No. 17602, sherardized
19684	Double washer for No. 126919, sherardized
198226	Fiber shield for trolley finger

PARTS OF TYPE B-23 FORMS A, B, D AND E CONTROLLERS

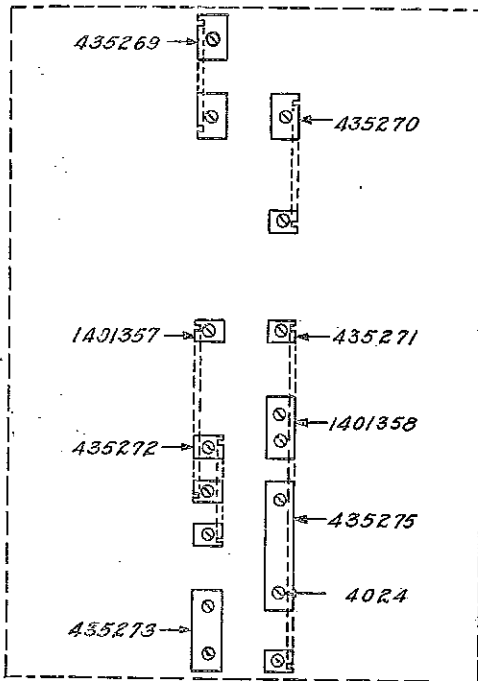
DEVELOPMENTS OF COMMUTATING CYLINDER CONTACT SEGMENTS

FOR FORMS A AND B CONTROLLERS

FOR FORM D CONTROLLER



FOR FORM E CONTROLLER



PARTS OF TYPE B-23 FORMS A, B, D AND E CONTROLLERS

TYPE B-23 FORM A CONTROLLER

Cat.No.	Description
39546	Screw fastening No. 198226 to finger block (No. 10, 3/4 in. r.h. blued)
150279	Washer for No. 39546 (13/64 in. by 13/32 in. by .044 in. sherardized)
154191	Spring lock washer for No. 39546 (13/64 in. by 25/64 in. by .0625 in.)
420447	Finger shield
198227	Fiber spacer between finger shield and finger block
198280	Fiber shield with supporting block, for end of main finger block
51662	Fiber shield for side of main finger block
19892	Screw fastening finger shield and spacer to finger block (No. 10, 1 1/4 in. r.h. blued)
39546	Screw fastening No. 51662 to finger block (No. 10, 3/4 in. r.h. blued)
126912	Screw fastening No. 198280 to frame (14-24, 3/4 in. r.h. sherardized)
150279	Washer for Nos. 19892, 39546, 126912 (13/64 in. by 13/32 in. by .044 in. sherardized)
154191	Spring lock washer for Nos. 19892, 39546, 126912 (13/64 in. by 25/64 in. by .0625 in.)
51672	REVERSE FINGER BLOCK with finger bases and fingers
198228	Reverse finger block with finger bases, without fingers
51650	Finger block
151663	Screw fastening finger block to frame (14-24, 1 3/4 in. r.h. sherardized)
143974	Washer for No. 151663 (17/64 in. by 1/2 in. by .0625 in. sherardized)
154194	Spring lock washer for No. 151663 (17/64 in. by 29/64 in. by 5/64 in. thick)
51651	Finger base
121840	Screw fastening finger base to finger block (No. 8, 5/8 in. f.h. sherardized)
37905	REVERSE CONTACT FINGER (5/8 in. wide) Per set of 8. Cat.No. is for one finger
126919	Screw fastening contact finger to base (8-32, 7/16 in. r.h. sherardized)
13804	Double washer for No. 126919, sherardized
51673	COMMUTATING FINGER BLOCK with finger bases and fingers
198229	Commutating finger block with finger bases, without fingers
51654	Finger block
151663	Screw fastening finger block to frame (14-24, 1 3/4 in. r.h. sherardized)
143974	Washer for No. 151663 (17/64 in. by 1/2 in. by .0625 in. sherardized)

PARTS OF TYPE B-23 FORMS A, B, D AND E CONTROLLERS

TYPE B-23 FORM A CONTROLLER

Cat.No.	Description
154194	Spring lock washer for No. 151663 (17/64 in. by 29/64 in. by 5/64 in. thick)
51655	Wide finger base
51651	Narrow finger base
121840	Screw fastening finger base to finger block (No. 8, 5/8 in. f.h. sherardized)
37905	COMMUTATING CONTACT FINGER (5/8 in. wide) Per set of 16. Cat.No. is for one finger
126919	Screw fastening contact finger to base (8-32, 7/16 in. r.h. sherardized)
13804	Double washer for No. 126919, sherardized
51636	Fiber arc deflector for commutating contact fingers
51639	Large arcing plate
51638	Small arcing plate
151711	Screw fastening back plate to arcing plates (10-24, 3/8 in. f.h. sherardized)
189645	Long screw fastening arcing plate to finger block (No. 10, 1 3/4 in. f.h. sherardized)
179622	Short screw fastening arcing plate to finger block (No. 10, 1 1/2 in. f.h. sherardized)
34935	CONNECTION BOARD AND MOTOR CUTOUT with punched fittings, complete, with series stop and No. 4 insulated wires
34936	Wood base
150272	Screw fastening wood base to frame (14-24, 2 3/4 in. r.h. sherardized)
143974	Washer for No. 150272 (17/64 in. by 1/2 in. by .0625 in. sherardized)
154194	Spring lock washer for No. 150272 (17/64 in. by 29/64 in. by 5/64 in. thick)
404818	Fiber spacer for wood base, used with screw No. 150272 (17/64 in. by 3/4 in. by 1 3/8 in. long)
34943	Switch contact for two-wire connections, right-hand, for long switch handle
34941	Switch contact and binding post for double switch blade
34455	Switch contact for one-wire connection, without binding post, for long switch handle
34939	Switch contact and binding post with back connection, for long switch handle
34938	Switch contact and binding post without back connection, for long and short switch handles
34940	Switch contact for one-wire connection, without binding post, for double switch blade
34456	Fulcrum base with outer switch blade, for upper and lower ends of long switch handle and upper ends of short switch handle

PARTS OF TYPE B-23 FORMS A, B, D AND E CONTROLLERS

TYPE B-23 FORM A CONTROLLER

Cat.No.	Description
34457	Fulcrum base with inner switch blade, for long switch handle
34944	Fulcrum base with double switch blade
411352	Switch blade for No. 34456
411441	Switch blade for No. 34457
51660	Double switch blade for No. 34944
449784	Pivot pin for switch blade
411353	Spring washer for pivot pin
51661	Short switch handle
14641	Long switch handle
404571	Binding post with 9/32 in. hole for connection wire drilled 45° right from top of center line
404575	Binding post with 9/32 in. hole for connection wire drilled 45° left from top of center line
404576	Binding post with 11/32 in. hole for connection wire drilled 45° left from top of center line
127115	Binding screw for Nos. 404571, 404575, 404576 (14-24, 5/8 in. r.h. round point, sherardized)
410209	Check nut for No. 127115 (14-24, 1/8 in. thick, hex. flat, brass)
56825	Screw fastening switch contact, fulcrum base and binding post to wood base (No. 8, 3/4 in. r.h. blued).
51664	Series stop with bearing brackets and screws
51665	Series stop lever and crank, with fiber shoe
51675	Upper bearing bracket for series stop crank
51676	Lower bearing bracket for series stop crank
179622	Screw fastening bearing bracket to wood base (No. 10, 1 1/2 in. f.h. sherardized)
413292	Spring for series stop crank
14412	Screw fastening No. 413292 to wood base (No. 6, 3/4 in. r.h. blued)
51667	Series stop pawl
413291	Connection link for series stop crank and No. 51667
408953	Hinge pin for series stop pawl (3/8 in. by 3 1/4 in. long)
404835	Hinge pin for series stop crank and connection link (5/16 in. by 1 in. long)
404825	Hinge pin for series stop pawl and connection link
110774	Spring cotter for No. 408953 (3/32 in. by 5/8 in. sherardized)
151930	Spring cotter for Nos. 404835, 404825 (1/8 in. by 5/8 in. sherardized)
14647	Wire guard
430024	Rubber gasket
14963	Bracket fastening controller to dasher

PARTS OF TYPE B-23 FORMS A, B, D AND E CONTROLLERS

TYPE B-23 FORM A CONTROLLER

Cat.No.	Description
150854	Cap screw fastening bracket to controller (1/2 in.-13, 1 in. hex.h. sherardized)
47258	Washer for No. 150854 (17/32 in. by 1 3/8 in. by .094 in.)
17789	Dowel for feet of controller, with nut
146149	Nut for No. 17789 (1/2 in.-13, hex. st'd, sherardized)

TYPE B-23 FORM B CONTROLLER

17777	\$Main handle, brass
108130	\$Main handle, malleable iron
17778	\$Reverse handle, brass
138894	\$Reverse handle, malleable iron
33624	\$Reverse handle, malleable iron with brass bushing

Following are the parts of the Type B-23, Form B Controller which differ from those of the Type B-23, Form A:-

51677	MAIN CYLINDER, complete, with shaft, star wheel, insulation disks, cams, segments and support for shunt attachment contact segment
198230	Complete set of main cylinder contact segments with screws and pins. Includes 3 segments No. 27633; 5 each segments Nos. 56660, 56663, 56658; 4 segments No. 56664; 2 segments No. 56665; 1 each segments Nos. 56667, 56669, 56661, 56662, 56666, 51680; 3 pins No. 405786 and 57 screws No. 17733
	For development of contact segments see Page 4
51678	Support for shunt attachment contact segment, with fiber block
51681	Fiber block with rivets
51682	SHUNT ATTACHMENT with contact finger
51684	Supporting bracket for shunt attachment finger base
51683	Fiber block for No. 51684, with rivets
143733	Cap screw fastening supporting bracket and main cylinder bearing cap to frame (3/8 in.-16, 1 3/4 in. hex.h. slot. sherardized)
51685	Finger base for shunt attachment contact finger
151719	Screw fastening finger base to supporting bracket (14-24, 7/8 in. f.h. sherardized)
34401	SHUNT CONTACT FINGER (3/4 in. wide)
127115	Binding screw for finger base (14-24, 5/8 in. r.h. round point, sherardized)

\$ Not included in complete controller. Must be ordered separately.

PARTS OF TYPE B-23 FORMS A, B, D AND E CONTROLLERS

TYPE B-23 FORM B CONTROLLER

Cat.No.	Description
126913	Adjusting screw for contact finger (14-24, 7/8 in. r.h. sherardized)
410209	Check nut for Nos. 127115, 126913 (14-24, 1/8 in. thick, hex. flat, brass)
126915	Screw fastening contact finger to base (8-32, 3/8 in. r.h. sherardized)
19684	Double washer for No. 126915, sherardized

TYPE B-23 FORM D CONTROLLER

17777	\$Main handle, brass
108130	\$Main handle, malleable iron
17778	\$Reverse handle, brass
138894	\$Reverse handle, malleable iron
33624	\$Reverse handle, malleable iron with brass bushing

Following are the parts of the Type B-23, Form D Controller which differ from those of the Type B-23, Form A:-

198262	COMMUTATING CYLINDER, complete, with shaft, collars, crank and segments
198263	Complete set of commutating cylinder contact segments with mica insulations and screws. Includes 2 segments No. 435272; 1 each segments Nos. 435269, 435273, 435275, 198267, 198268, 198269, 198270; 2 mica insulations No. 198222; 1 each mica insulations Nos. 198220, 198264, 198265, 198266 and 18 screws No. 4024
	For development of contact segments see Page 7
198220	Mica insulation for contact segment (2 1/4 in. long)
198264	Mica insulation for contact segment (6 1/2 in. long)
198222	Mica insulation for contact segment (3 1/8 in. long)
198265	Mica insulation for contact segment (8 in. long)
198266	Mica insulation for contact segment (8 1/2 in. long)
198271	Wood body
198272	COMMUTATING FINGER BLOCK with finger bases and fingers
198273	Commutating finger block with finger bases, without fingers
198274	Finger block
37905	COMMUTATING CONTACT FINGER (5/8 in. wide) Per set of 14. Cat.No. is for one finger

\$ Not included in complete controller. Must be ordered separately.

PARTS OF TYPE B-23 FORMS A, B, D AND E CONTROLLERS

TYPE B-23 FORM E CONTROLLER

Cat.No.	Description
17777	§Main handle, brass
108130	§Main handle, malleable iron
17778	§Reverse handle, brass
138894	§Reverse handle, malleable iron
33624	§Reverse handle, malleable iron with brass bushing
<p>Following are the parts of the Type B-23, Form E Controller which differ from those of the Type B-23, Form A:-</p>	
198236	COMMUTATING CYLINDER, complete, with shaft, collars, crank and segments
198237	Complete set of commutating cylinder contact segments with mica insulations and screws. Includes 1 each segments Nos. 435269, 435270, 435271, 435272, 435273, 435275, 1401357, 1401358; 1 each mica insulations Nos. 198220, 198221, 198222, 198223, 198238 and 20 screws No. 4024
<p>For development of contact segments see Page 7</p>	
198220	Mica insulation for contact segment (2 1/4 in. long)
198221	Mica insulation for contact segment (3 3/8 in. long)
198222	Mica insulation for contact segment (3 1/8 in. long)
198223	Mica insulation for contact segment (10 1/8 in. long)
198238	Mica insulation for contact segment (5 1/4 in. long)
198239	Wood body
198240	COMMUTATING FINGER BLOCK with finger bases and fingers
198241	Commutating finger block with finger bases, without fingers
198242	Finger block
37905	COMMUTATING CONTACT FINGER (5/8 in. wide) Per set of 12. Cat.No. is for one finger
198275	CONNECTION BOARD AND MOTOR CUTOUT with punched fittings, complete, with series stop and No. 4 insulated wires
198244	Wood base
34943	Switch contact for two wire connections, right-hand for upper switch handle
198245	Switch contact and binding post, right-hand for lower switch handle
34939	Switch contact and binding post with back connection, for upper switch handle
34455	Switch contact for one-wire connection, without binding post, for upper switch handle
34938	Switch contact and binding post, without back connection for upper and lower switch handles
<p>§ Not included in complete controller. Must be ordered separately.</p>	

PARTS OF TYPE B-23 FORMS A, B, D AND E CONTROLLERS

TYPE B-23 FORM E CONTROLLER

Cat.No.	Description
198246	Switch contact and binding post, with back connection, for lower switch handle
34940	Switch contact for one-wire connection, without binding post, for lower switch handle
34456	Fulcrum base with outer switch blade, for upper and lower ends of upper switch handle and for upper end of lower switch handle
34457	Fulcrum base with inner switch blade, for upper switch handle
34944	Fulcrum base for double switch blade
14641	Upper switch handle
198247	Lower switch handle

INDEX TO CATALOG NUMBERS

Cat.No.	Page	Cat.No.	Page	Cat.No.	Page	Cat.No.	Page
4024-6,	12,	30519-1		51613-5		51667-10	
	13.	33624-1,11,		51614-5		51671-6	
13632-5			12,13.	51615-5		51672-8	
13804-8		34401-6,11		51616-5		51673-8	
14410-2		34455-9,13		51618-5		51675-10	
14412-10		34456-9,14		51619-5		51676-10	
14641-10,14		34457-10,14		51623-6		51677-11	
14645-2		34935-9		51624-5		51678-11	
14647-10		34936-9		51626-5		51680-11	
14938-2		34938-9,13		51627-5		51681-11	
14939-2		34939-9,13		51629-6		51682-11	
14963-10		34940-9,14		51630-5		51683-11	
17602-6		34941-9		51631-2		51684-11	
17664-2		34943-9,13		51632-5		51685-11	
17733-2,11		34944-10,14		51635-2		56658-2,11	
17777-1,11,		37905-8,9,12,		51636-9		56659-2	
	12,13.		13.	51638-9		56660-2,11	
17778-1,11,		37913-6		51639-9		56661-2,11	
	12,13.	39471-2		51642-6		56662-2,11	
17789-11		39472-6		51643-6		56663-2,11	
19601-2		39546-8		51644-6		56664-2,11	
19624-5		40971-1		51650-8		56665-2,11	
19628-2		47258-11		51651-8,9		56666-2,11	
19672-5		51594-1		51654-8		56667-2,11	
19683-6		51595-1		51655-9		56669-11	
19684-6,12		51598-2		51660-10		56825-10	
19692-2		51599-1		51661-10		74897-2	
19892-8		51600-2		51662-8		108130-1,11,	
26858-1		51602-2		51664-10		12,13.	
27633-2,11		51606-2		51665-10		110774-10	
29343-5		51612-2					

PARTS OF TYPE B-23 FORMS A, B, D AND E CONTROLLERS

INDEX TO CATALOG NUMBERS.

Cat.No.	Page	Cat.No.	Page	Cat.No.	Page	Cat.No.	Page
121834-2,	6	161261-5		198247-14		411352-10	
121840-8,	9	174878-1		198262-12		411353-10	
126909-5		177640-2		198263-12		411441-10	
126912-5,	8	179622-9,	10	198264-12		413291-10	
126913-6,	12	187783-6		198265-12		413292-10	
126915-12		189645-9		198266-12		413302-5	
126919-6,	8, 9	198217-1		198267-12		413303-5	
127115-2,	10,	198218-1		198268-12		420279-1	
11.		198219-5		198269-12		420446-2	
138894-1,	11.	198220-6,	12,	198270-12		420447-8	
12, 13.		13.		198271-12		420453-2	
139648-5		198221-6,	13	198272-12		420454-2	
143522-5		198222-6,	12,	198273-12		421036-2	
143733-11		13.		198274-12		429635-5	
143974-5,	8, 9	198223-6,	13	198275-13		430024-10	
144048-1		198224-6		198280-8		435269-6,	12,
145598-6		198225-6		200045-5		13.	
146127-1		198226-6		200063-1		435270-6,	13
146128-1,	2	198227-8		401888-5		435271-6,	13
146149-11		198228-8		404079-5		435272-6,	12,
150272-9		198229-8		404571-10		13.	
150279-8		198230-11		404575-10		435273-6,	13
150854-11		198236-13		404576-10		435274-6	
151663-8		198237-13		404818-9		435275-6,	12,
151711-9		198238-13		404825-10		13.	
151719-11		198239-13		404835-10		449784-10	
151930-10		198240-13		405161-5		455015-2	
153579-1		198241-13		405163-5		1401357-13	
153984-5,	6	198242-13		405164-5		1401358-13	
154191-8		198244-13		405786-2,	11		
154194-5,	8, 9	198245-13		408953-10			
154196-2,	6	198246-14		410209-2,	6,		
				10, 12			

GENERAL ELECTRIC COMPANY

PRINCIPAL OFFICES, SCHENECTADY, N. Y.

SALES OFFICES (Address nearest office)

Atlanta, Ga.	Third National Bank Building
Baltimore, Md.	Lexington Street Building
Birmingham, Ala.	Brown-Marx Building
Boston, Mass.	84 State Street
Buffalo, N. Y.	Electric Building
Butte, Mont.	Electric Building
Charleston, W. Va.	Charleston National Bank Building
Charlotte, N. C.	Commercial National Bank Building
Chattanooga, Tenn.	James Building
Chicago, Ill.	Monadnock Building
Cincinnati, Ohio	Provident Bank Building
Cleveland, Ohio	Illuminating Building
Columbus, Ohio	Columbus Savings & Trust Building
Dayton, Ohio	Schwind Building
Denver, Colo.	First National Bank Building
Des Moines, Iowa	Hippee Building
Duluth, Minn.	Fidelity Building
Elmira, N. Y.	Hulet Building
Erie, Pa.	Marine National Bank Building
Fort Wayne, Ind.	1600 Broadway
Hartford, Conn.	Hartford National Bank Building
Indianapolis, Ind.	Traction Terminal Building
Jacksonville, Fla.	Heard National Bank Building
Joplin, Mo.	Miners' Bank Building
Kansas City, Mo.	Dwight Building
Knoxville, Tenn.	Bank & Trust Building
Los Angeles, Cal.	Corporation Building, 724 S. Spring Street
Louisville, Ky.	Starks Building
Memphis, Tenn.	Randolph Building
Milwaukee, Wis.	Public Service Building
Minneapolis, Minn.	125 Third Ave., North
Nashville, Tenn.	Stahlman Building
New Haven, Conn.	Second National Bank Building
New Orleans, La.	Maison-Blanche Building
New York, N. Y.	120 Broadway
Niagara Falls, N. Y.	Gluck Building
Omaha, Neb.	Union Pacific Building
Philadelphia, Pa.	Witherspoon Building
Pittsburgh, Pa.	Oliver Building
Portland, Ore.	Electric Building
Providence, R. I.	Turks Head Building
Richmond, Va.	Virginia Railway & Power Building
Rochester, N. Y.	Granite Building
St. Louis, Mo.	Pierce Building
Salt Lake City, Utah	Newhouse Building
San Francisco, Cal.	Riako Building
Seattle, Wash.	Colman Building
Spokane, Wash.	Paulsen Building
Springfield, Mass.	Massachusetts Mutual Building
Syracuse, N. Y.	Onondaga County Savings Bank Building
Toledo, Ohio	Spitzer Building
Washington, D. C.	Evans Building
Youngstown, Ohio	Stambaugh Building

For MICHIGAN Business refer to General Electric Co. of Michigan
 Detroit, Mich. Dime Savings Bank Building

For TEXAS, OKLAHOMA and ARIZONA Business refer to
 Southwest General Electric Co. (Formerly Hobson Electric Co.)

Dallas, Tex. 1701 N. Market Street
 El Paso, Tex. 300 San Francisco Street
 Houston, Tex. Third and Washington Streets
 Oklahoma City, Okla. Terminal Building

Motor Agencies in all large cities and towns

Partial List of FOREIGN Sales Offices

General Electric Co., Foreign Dept.	Schenectady, N. Y.
General Electric Co., Foreign Dept.	120 Broadway, New York City
General Electric Co. of N. Y.	83 Cannon St. London, E. C., England
Australian General Electric Co.	Melbourn and Sydney
Companhia General Electric do Brazil	Rio de Janeiro
Cia. General Electric Sudamericana	Buenos Aires
Mexican General Electric Co.	City of Mexico
South African General Electric Co.	Johannesburg and Cape Town

Representatives and Agents in all Countries.

For all CANADIAN Business refer to Canadian General Electric Co., Ltd., Toronto, Ont.